



● NPG GEL Series Battery

NPG Series batteries are designed with special separator and GEL deep cycle technology to give Extra-durable cyclic performance at extreme temperature.

NPG series Batteries are the DEEP CYCLE batteries with 18 years floating design life at 25 °C. Meet with IEC, BS,JIS and Eurobat standard .



● Application

- *Emergency Power System
- *Communication equipment
- *Telecommunication systems
- *Uninterruptible power supplies
- *Electric bicycle and wheelchairs, etc
- *Power tools
- *Alarm system
- *Marine equipment
- *Fire and Security System
- *Solar and Wind System.

● General Features

- *Safety Sealing
- *Non-spillable construction
- *High Reliability and Stability
- *Sealed and Maintenance-free
- *Safety and Quality certification
- *Long Life and low self-discharge design

● Construction

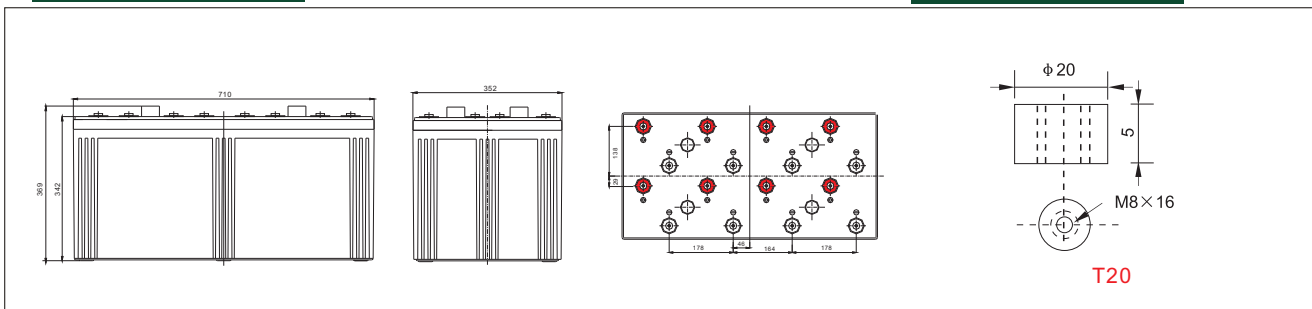
- *PositiveLead dioxide
- *ElectrolyteSulfuric acid thixotropic gel
- *SeparatorMacromolecule polymer
- *ContainerABS(UL94-HB), Flammability Resistance of UL94-V2 can be available upon request
- *NegativeLead
- *Safety ValveEPDR
- *TerminalCopper

● Specification

Battery Model	Nominal Voltage		2V	
	Rated capacity(10 Hour rate)		3000Ah	
Dimensions	Length	Width	Height	Total Height
	710mm (27.95 inches)	352mm(13.86 inches)	342mm(13.46 inches)	369mm (14.53 inches)
Approx Weight	203.5kg(448.64lbs)±3%			
Capacity 25°C (77°F)	10 Hour rate(300A,1.80V)	5 Hour rate (510A,1.75V)	3 Hour rate (750A,1.70V)	1 Hour rate (1650A,1.60V)
	3000Ah	2550Ah	2250Ah	1650Ah
Max. discharge current	30000A(5 Sec.)			
Internal Resistance	Full charged at 25 °C (77°F): Approx 0.08mΩ			
Capacity affected by Temp. (10 HR)	40°C (104 °F)	25°C (77°F)	0°C (32°F)	-15°C (5°F)
	102%	100%	85%	65%
Self Discharge at 25°C (77°F)	After 3 months storage		After 6 months storage	After 12 months storage
	91%		82%	64%
Charge method 25°C (77°F)	Cycle Use		Float Use	
	2.35-2.40V (Initial charging current less than 1200A)		2.25-2.30V	

● Outer dimensions (mm)

● Terminal Type (mm)

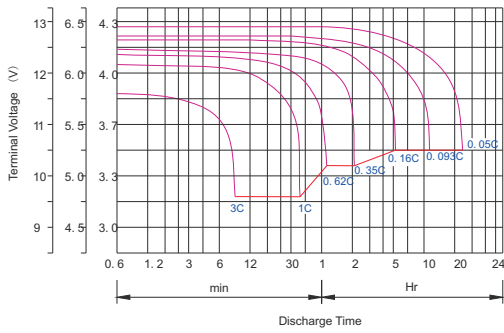


Constant Current(Amp) and Constant Power(Watt) Discharge Table at 25°C (77°F)

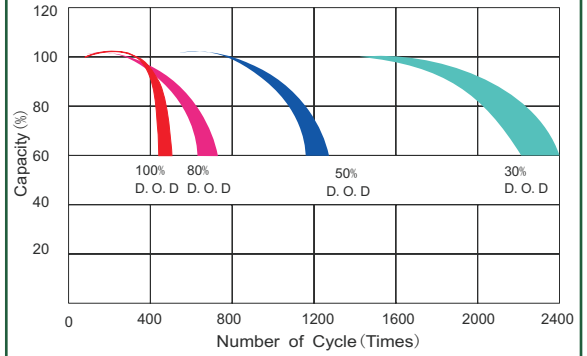
Time		5min	10min	15min	30min	1hr	2hr	3hr	4hr	5hr	8hr	10hr	20hr
1.60V	A	9609	6330	5103	3420	1800.0	1050.0	771.0	600.0	495.0	351.0	315.0	170.1
	W	16527	11267	9119	6129	3240.0	1921.5	1430.2	1125.0	938.0	670.4	606.4	329.7
1.70V	A	9306	5712	4806	3270	1692.0	1002.0	750.0	585.0	486.0	342.0	309.0	165.0
	W	16565	10630	8963	6118	3189.4	1924.8	1447.5	1133.7	944.3	666.9	605.0	322.6
1.75V	A	9003	5109	4203	3060	1638.0	978.0	732.0	576.0	480.0	339.0	303.0	165.0
	W	16385	9687	7994	5869	3161.3	1890.5	1421.5	1123.2	937.9	664.4	597.5	325.1
1.80V	A	8676	4815	3906	2820	1584.0	954.0	714.0	567.0	468.0	330.0	300.0	162.0
	W	16224	9254	7500	5445	3073.0	1862.2	1403.0	1115.9	922.0	651.8	594.3	321.6
1.85V	A	8385	4512	3606	2520	1530.0	930.0	690.0	552.0	456.0	321.0	285.0	153.0
	W	15848	8708	6996	4914	2998.8	1832.1	1366.2	1095.7	907.0	640.7	573.4	309.1



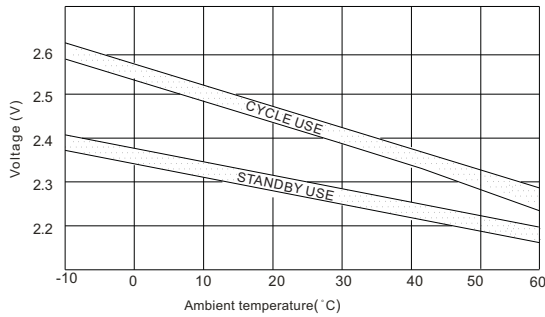
Discharge characteristic Curve



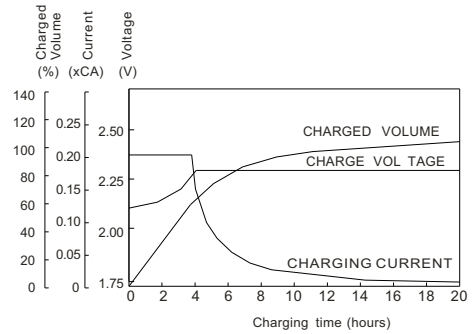
Cycle service life in relation to depth of discharge



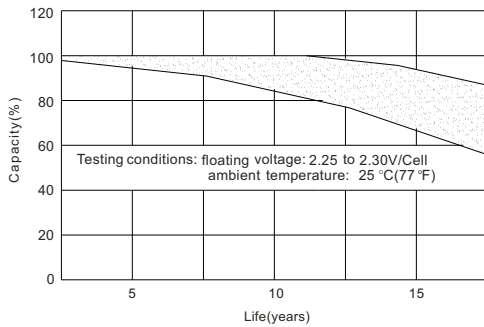
Relationship between charging voltage and temperature



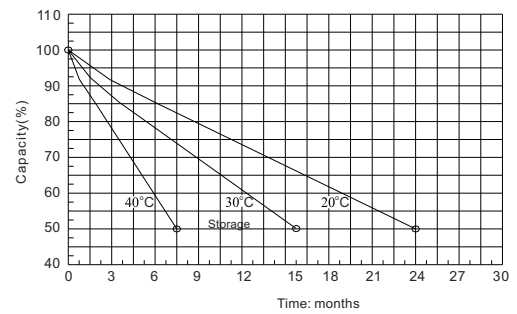
Constant voltage charging characteristic (0.25CA, at 25°C)



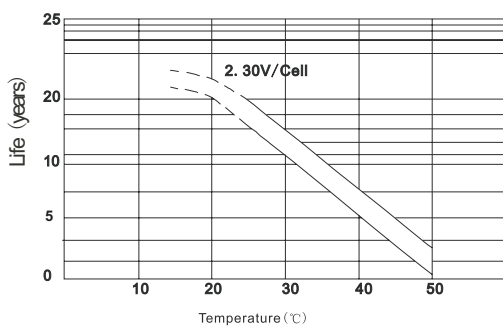
Life characteristics of standby use



Self-discharge characteristic



Temperature effects on float life



Charge characteristic Curve for standby use

